

**IMPORTANT NOTICE:
HARDWARE PACKAGE IS ATTACHED
ON THE BOTTOM OF SEAT CUSHION.**

MODEL: B9479

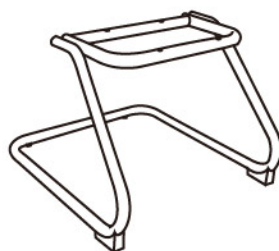
(1)X1



(2)X1(L)X1(R)



(3)X1



(A)*4



M8*36 Sled Base Screws

(B)*4



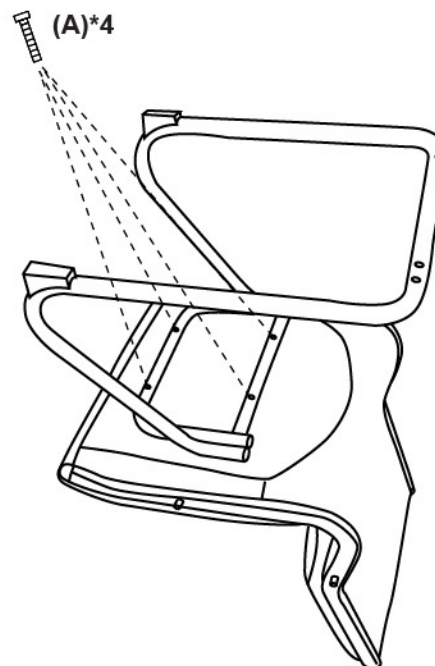
M8*45 Arm Screws

(C)*1

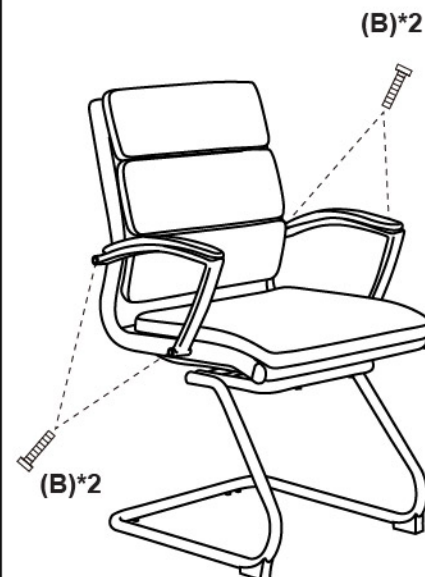


Allen Key

1



2



Insert and loosely tighten all screws. When assembly is completed, fully tighten all screws before using. This chair is only intended for sitting. Any other use will void the warranty.

