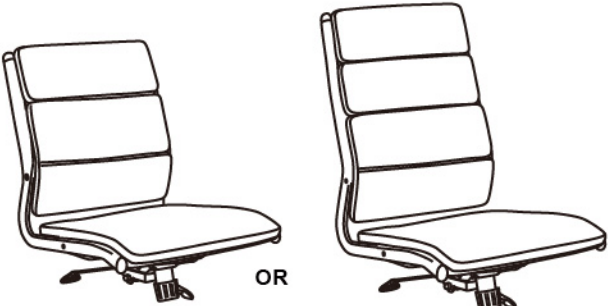





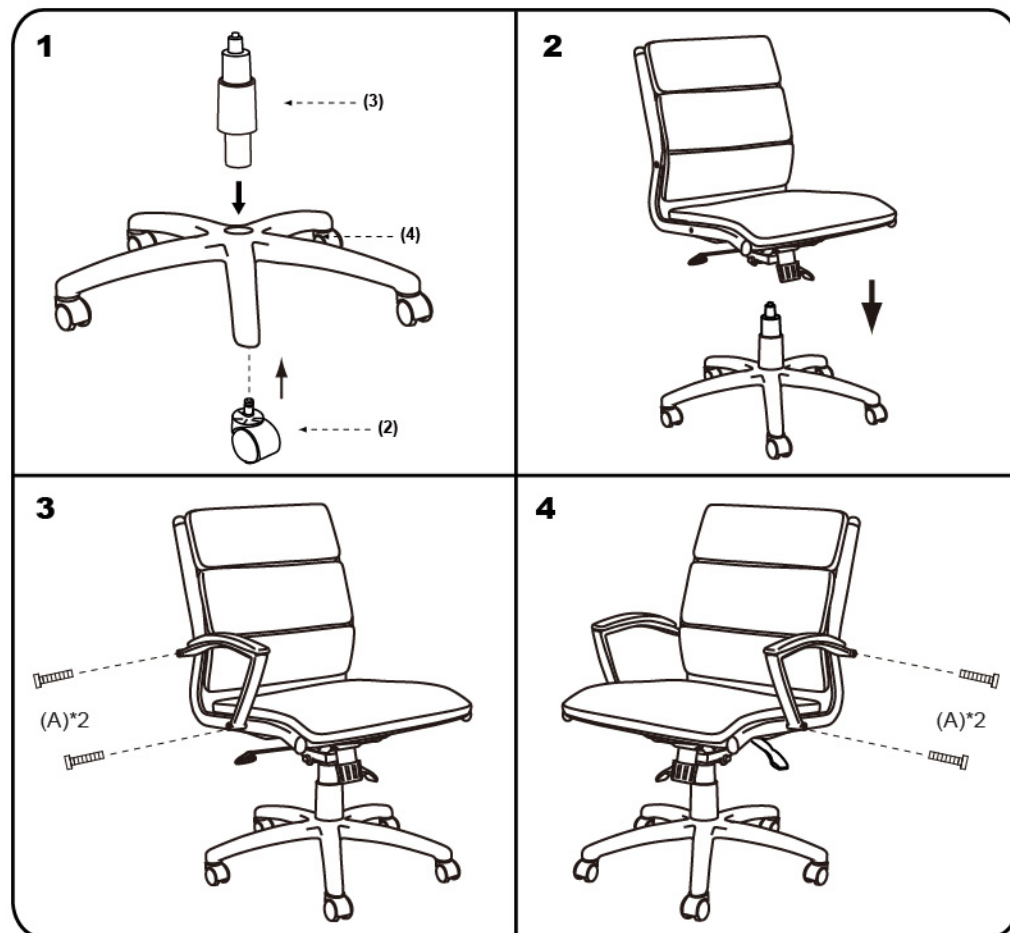


**IMPORTANT NOTICE:
HARDWARE PACKAGE IS ATTACHED
ON THE BOTTOM OF SEAT CUSHION.**

MODEL: B9471 B9476

(1)X1	
	
(2)X5	(3)X1
	
(4)X1	(5)X1(L)X1(R)
	
(A)*4	M8*45 Arm Screws
(B)*1	Allen Key



Insert and loosely tighten all screws. When assembly is completed, fully tighten all screws before using. This chair is only intended for sitting. Any other use will void the warranty.

